

YOUR 100 % SATISFACTION IS OUR PURSUIT



85 COUNTRIES AND 1522 CASES



Changzhou RAYMOND Precision Machinery Co.,Ltd (Manufacturer)
Changzhou RAYMOND International Trading Co.,Ltd (Export platform)
Add: 5# ChuangSheng Road, Luoyang Industrial Zone, Luoyang town,
Wujin District, Changzhou city, Jiangsu Province, China PC. 213104
Tel: 0086-519-85585188 Fax: 0086-519-88522598
Mobile: 0086-135.8531.5748 What's app: 0086-135.8531.5748
E-mail: raymondexport@rayattachments.com
Website: www.rayattachments.com / www.rayskidsteer.com



MAKE YOUR PROJECT EASIER

Changzhou RAYMOND Precision Machinery Co.,Ltd
Changzhou RAYMOND International Trading Co.,Ltd



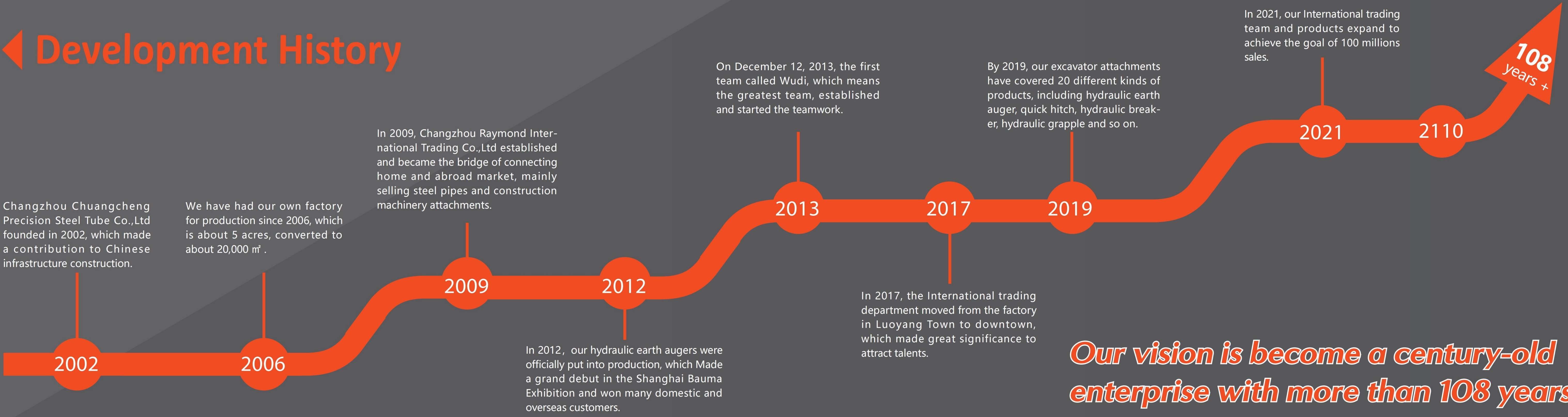
RAY ATTACHMENTS

Established in 2002, Changzhou Raymond Precision Machinery Co.,Ltd is a professional manufacturer of excavator attachments like earth auger, quick coupler, hydraulic breaker, hydraulic demolition grapple and so on. Changzhou Raymond International Trading Co.,Ltd is its sister company as Imp. & Exp. Platform. RAY Attachments is our brand on behave of China Made Brand.

We have gotten good reputation due to our stable supply capability and high quality with competitive price. Of course, we have over 20 years of customers service experience, it enable us to make our products have competitive advantages, products have been exported to many countries like Europe, Middle East, South-East Asian and Latin America and we are always expanding the global market. Our vision is become a century-old enterprise with more than 108 years.



Development History



“ Slogon of RAYMOND ” Everyone loves RAYMOND.



Mission:

Make your project easier and faster, make your life more intelligent.



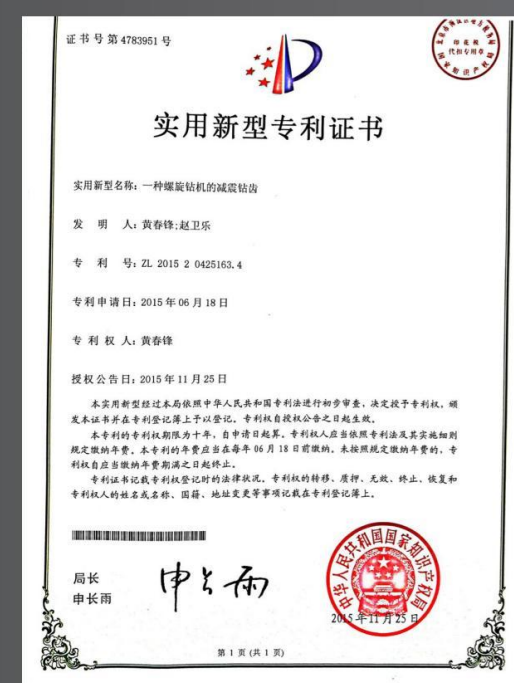
Vision:

Become a century-old enterprise with more than 108 years.



Value:

Customer First, Creator-oriented, Teamwork, Embracing Change, Honesty and Trustworthiness, Passion and Optimism, Dedication, Unity Paradigm and Action, Altruism and Love.



Excavator



Skid steer loader



Backhoe loader



Telehandler



Crane truck



Tractor

Why you Choose us?

1. RAY Attachments is a construction machinery attachments family. Provide kinds of excavator attachments and skid steer attachments and other machines you want to buy in China.
2. RAY Attachments has 5 main factories to support different demands of our customers.
3. RAY Attachments not only sells the goods to you, but also provide sales or project solutions and after service without worry.
4. RAY's products are awarded ISO9001-2000 certificate, CE certificate and the relevant certificates according to export requirement in different area. Make your sales and after sales easier.

We sincerely hope to establish a partnership with your esteemed company, we always adhere to the principle of equality, mutual reciprocity and mutual benefit. It is our hope to promote by joint efforts, both trade, and friendship to our mutual advantage.

Our friends are omnipresent all over the world!

◀ Earth Auger

RAY ATTACHMENTS has 19 years of experience in China for earth auger. It can be mounted on Excavator, Skid steer loader, Crane, Backhoe loader, Tractor, Telehandlers... We have various models for different land types for you to choose from. Both hard soil and soft soil. Drill straight and deep holes. Designed with high-grade materials and innovation, this design allows the gearbox to go down the hole, maximizing drilling depth while eliminating downtime. RAY earth augers are perfect for drilling and augering in most ground conditions.

Cooperation brand



◀ Pin Hitch

01 Excavator Hitch

RAY manufactures a range of hitches for excavators up to 50 tons.



Single Pin Hitch

The most simple
Low cost

Double Pin Hitch

Accurate positioning
Double lock

Double Cradle Pin Hitch

Vertical operation
Commonly used



02 Skid Steer Frame

A side shift frame is available for most skid steer loaders, and telehandlers. The Side Shift frames feature a sliding cradle which allows the user to offset the attachment mounted on the frame, enabling trenching and drilling close to structures. Other frames are available on request.




◀ Auger Drive

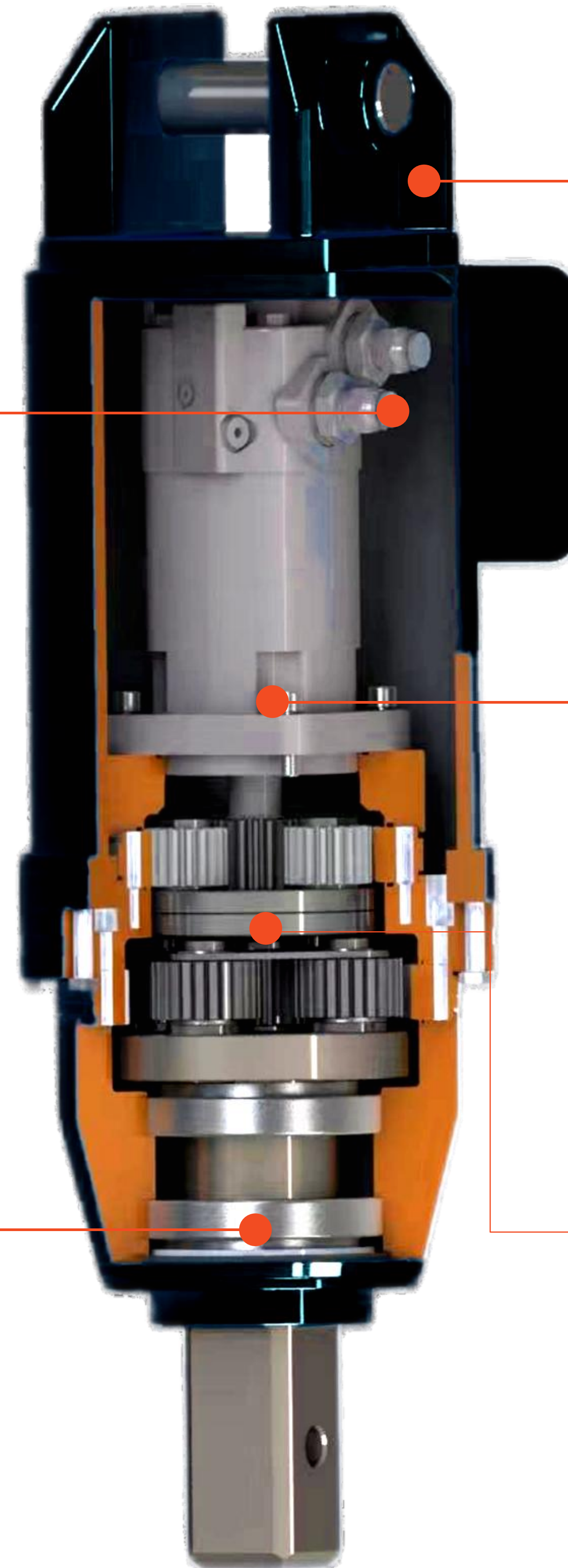
18-month warranty for the entire drive

HOSES AND ADAPTORS

All Auger drives come standard with high quality hoses and adaptors (excludes larger units. QRC's not included).




MULTI-LEVEL REDUCTION GEARBOX WITH LARGE TORQUE



FORGED HOOD EARS

Locked hood pins making the auger drive connect with the pin hitch safety.



HYDRAULIC MOTORS

Danfoss or Parker brand with stable quality. The satisfied rate more than 99.8%.



EPICYCLIC GEARBOX

The unique planetary gear box provided powerful torque with stable quality.




◀ Auger Drill

HUB OPTIONS

Our Augers are available in 4 popular hub sizes: 65mm rounds, 2" hex, 75mm and 110mm Square.

HELICAL BLADE

Shot blasting process to change the internal structure of steel and enhanced hardness and longer service life. It will cut at its maximum efficiency and, most importantly the spoil will stay on your cutting head when you remove it from the hole.



Sharp auger




Rock auger



Tungsten auger




PA rock auger



Model	Unit	S4	S5	S6	PA
Output Shaft		65mm RD (2.56" RD) 2" HEX	75mm SQ (2.95" SQ)	75mm SQ (2.95" SQ)	110mm SQ (4.33" SQ)
Drill Pipe Length	Foot	3.94	4.92	5.74	7.54
	m	1.2	1.5	1.75	2.3
Drilling Dia.	Inches	4-35	6-35	6-47	12-59
	mm	100-900	150-900	150-1200	300-1500
Extension Shaft Length	Foot	1.64/2.62/3.28	3.28/4.92/6.56	4.92/6.56/9.84	6.56/9.84
	m	0.5/0.8/1	1/1.5/2	1.5/2/3	2/3
Blade Thickness	Inches	0.24	0.31	0.47	Bottom:0.79 Others:0.47
	mm	6	8	12	Bottom:20 Others:12

HEAVY DUTY TUBE


RAY auger range will be be used for the toughest applications so we only use the highest grade steel and vary our tube size according to machine size and application.



Sharp pilot



Rock pilot



Tungsten pilot



PA Rock pilot



Sharp teeth



Rock teeth



Tungsten teeth



PA Rock teeth

◀ Specification



Model	Oil Flow		Max Torque		Pressure		Rotary Speed	Carrier		Oil Hose	Drill Dia.	
	gal./min	l/min	Lbf·Ft	N·M	Psi	Bar		T	Lbs		mm	Inches
REA2000	5-12	23-53	1386	1871	3000	205	40-92	1-2.5	2205-5512	1/2	100-400	4-16
REA2500	6-14	30-61	1802	2432	3000	205	40-82	1.5-3	3307-6614	1/2	100-500	4-20
REA3000	6-14	30-61	2132	2877	3500	240	40-81	2-3.5	4409-7716	1/2	100-600	4-23
REA3500	6-15	30-68	2678	3614	3500	240	32-72	2.5-4.5	5512-9921	1/2	100-750	4-29
REA4500	8-17	38-76	3334	4499	3500	240	32-64	3-5	6614-11023	1/2	100-900	4-35
REA5000	8-17	38-76	3747	5056	3500	240	29-58	4.5-7	9921-15432	1/2	150-600	6-23
REA5500	10-18	45-83	4379	5910	3500	240	28-50	5-7	11023-15432	1/2	150-750	6-29
REA6000	10-24	45-106	4557	6150	3500	240	34-80	6-8	13228-17637	3/4	150-900	6-35
REA7000	14-27	61-121	5136	6931	3500	240	37-72	7-10	15432-22046	3/4	150-900	6-35
REA8000	14-30	61-136	6041	8152	3500	240	29-64	8-12	17637-26455	3/4	150-900	6-35
REA10000	15-30	70-136	7987	10778	3500	240	26-45	10-13	22046-28660	3/4	150-900	6-35
REA12000	18-31	80-140	8874	11976	3500	240	22-43	13-17	28660-37479	1	150-900	6-35
REA15000	18-34	80-151	11149	15046	3500	240	20-39	13-17	28660-37479	1	150-1200	6-47
REA20000	18-38	80-170	14494	19560	3500	240	17-34	13-20	28660-44092	1	150-1200	6-47
REA25000	18-38	80-170	18488	24949	3500	240	16-30	15-23	33069-50706	1	150-1200	6-47
REA35000	18-38	80-170	26132	35265	4500	310	9-24	20-45	44092-99208	1	300-1500	12-59
REA42000	18-38	80-170	31358	42318	4500	310	9-20	20-45	44092-99208	1	300-1500	12-59
REA50000	22-62	100-280	35116	47389	4650	320	11-30	20-50	44092-110231	1 1/4	300-1500	12-59
REA65000	22-62	100-280	46089	62197	5100	350	9-25	20-50	44092-110231	1 1/4	300-1500	12-59
REA100000	22-62	100-280	76702	103509	5100	350	5-13	20-50	44092-110231	1 1/2	300-1800	12-70



◀

Stump Planer



Removal of tree stumps is a job which, at best, is noisy, messy and time consuming. Traditional methods of removal, shower chippings over a wide area making clean up a time-consuming exercise. Our **RAY Stump Planer** is the quick and easy additional attachment to any earth drill for the effective, easy, and clean removal of tree stumps of any size and a must-have product for those working in ground preparation and woodland maintenance.

Model	Unit	RSP250	RSP350
Diameter	mm	250	350
	inches	10	14
Length	mm	635	675
	inches	25	27
Unit Weight	kg	25	33
	lbs	55	73
Hub Options		65mm RD (2.56" RD) 75mm SQ (2.95" SQ) 2" HEX	65mm RD (2.56" RD) 75mm SQ (2.95" SQ) 2" HEX
Suitable Auger Drive		REA2500-REA4500	REA5000-REA8000



◀

Cement Mixer Bowl



Model	Unit	RMB140	RMB180
Torque	Nm	1800-4500	2500-8150
	ft.lbs	1328-3319	1844-6011
Oil Pressure	Bar	240	240
	Psi	3481	3481
Oil Flow Range	Lpm	25-80	30-140
	Gpm	0.5-21.1	7.9-37
Weight	kg	160	190
	lbs	352	418
Capacity	L	140	180
	Gal	37	48
Diameter of Hose	inches	1/2	1/2
Hub Options		65mm RD (2.56" RD) 75mm SQ (2.95" SQ) 2" HEX	75mm SQ (2.95" SQ)

The **RAY Cement Mixer Bowl** is great when working with cement in hard to reach areas. It can be easily attached to the auger drive making it simple to use in combination with the auger drive bits for fence installations and post fixings. The compact size also makes it ideal for sidewalks, driveways and even small floors.



OEM

19 years OEM & ODM experience.


We can provide professional OEM and ODM service, such as customize your own colour, brand, package and so on.




Cases



Crane, Philippines




Excavator, Chile



Tractor, South Africa



Skid Steer Loader, USA




Telehandlers, Russia



Backhoe Loader, Mexico

Exhibition



2014 BAUMA China



2015 CTT Moscow



2016 CTT Moscow



2016 BAUMA China



2017 CTT Moscow



2018 CTT Moscow



2018 BAUMA China



2019 CTT Moscow



2019 Mining Indonesia



2020 BAUMA China



2020 BAUMA China



2020 BAUMA China

Related Products

Drilling Piling Series



EARTH AUGER



VIBRO HAMMER



SIDE GRIP VIBRO HAMMER

Grab series



HYDRAULIC GRAPPLE




STEEL SCRAP GRAPPLE



DEMOLITION GRAB

Compaction series



HYDRAULIC COMPACTOR



COMPACTION WHEEL(CUSTOMIZE)



COMPACTION WHEEL

Connection series




QUICK HITCH



MULTI HITCH



TILTING HITCH



LONG BOOM

Breaking demolition series



HYDRAULIC CRUSHER



FIXED PULVERIZER



ROTATION PULVERIZER




VIBRO RIPPER



EAGLE SHEAR



PILE BREAKER



ROCK SAW



HYDRAULIC BREAKER



CRUSHER BUCKET

Buckets series



TILT BUCKET



ROTARY SCREEN BUCKET



ROCK BUCKET



STANDARD BUCKET